

Saskatchewan Occupational Health and Safety Statistical Trends, Stakeholders, and Research Funding Opportunities

Saskatchewan Safety Research Symposium

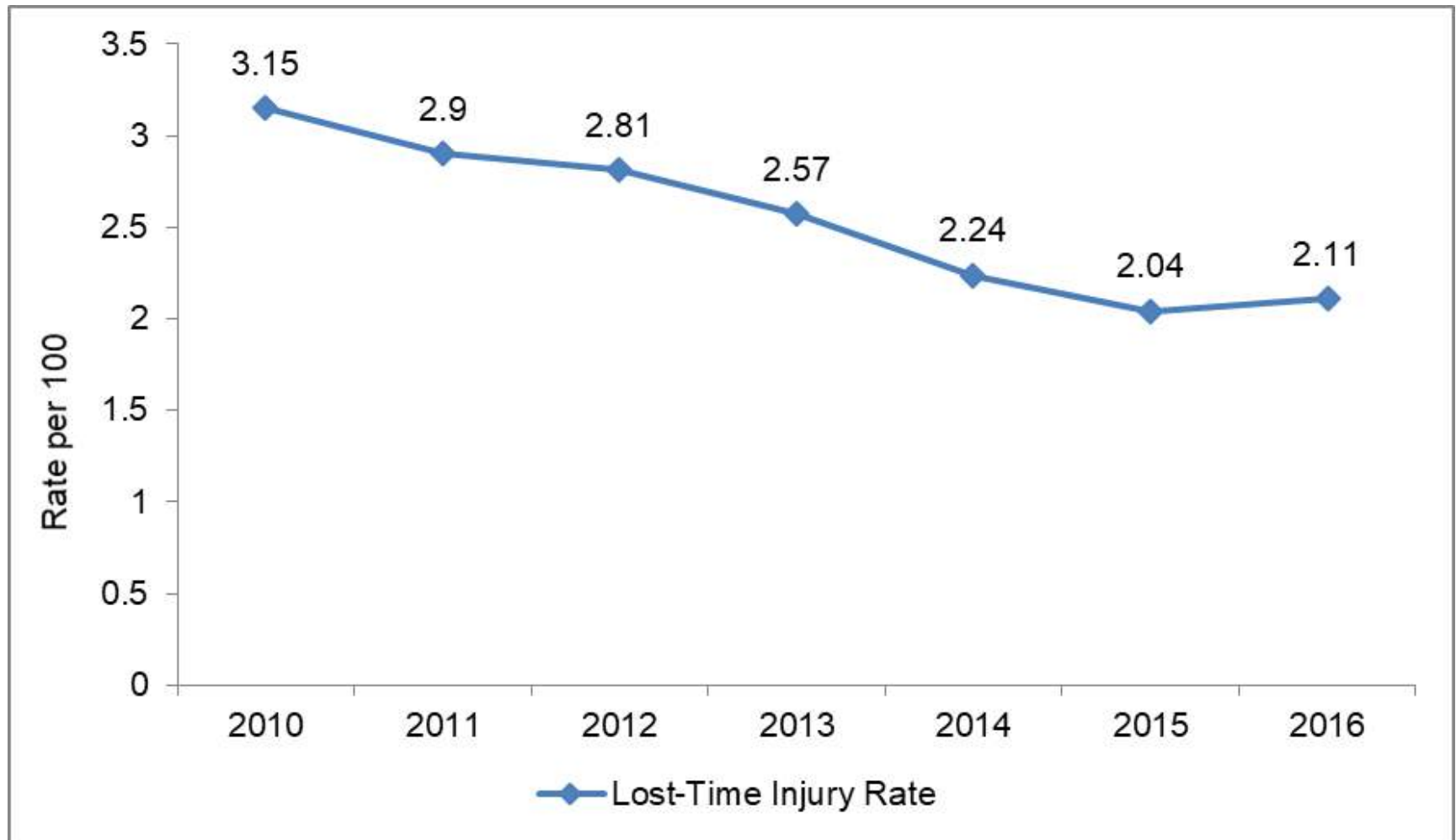
May 3, 2018

Sean Tucker, PhD

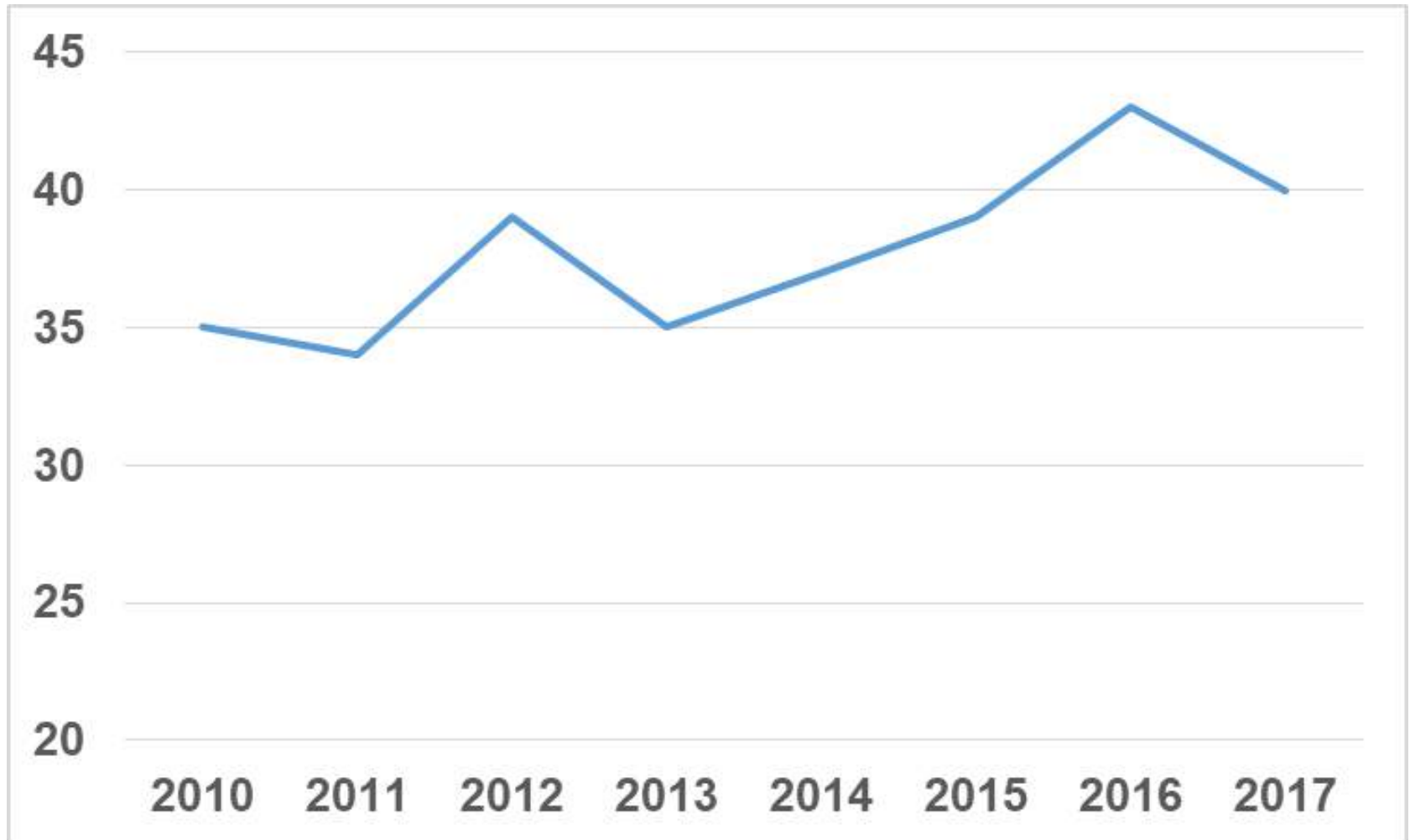


Injury and Fatality Trends in Saskatchewan

Lost-Time Injury Rate in Saskatchewan (AWCBC)



Average Lost-Time Injury Duration in Days (SK WCB Annual Reports)



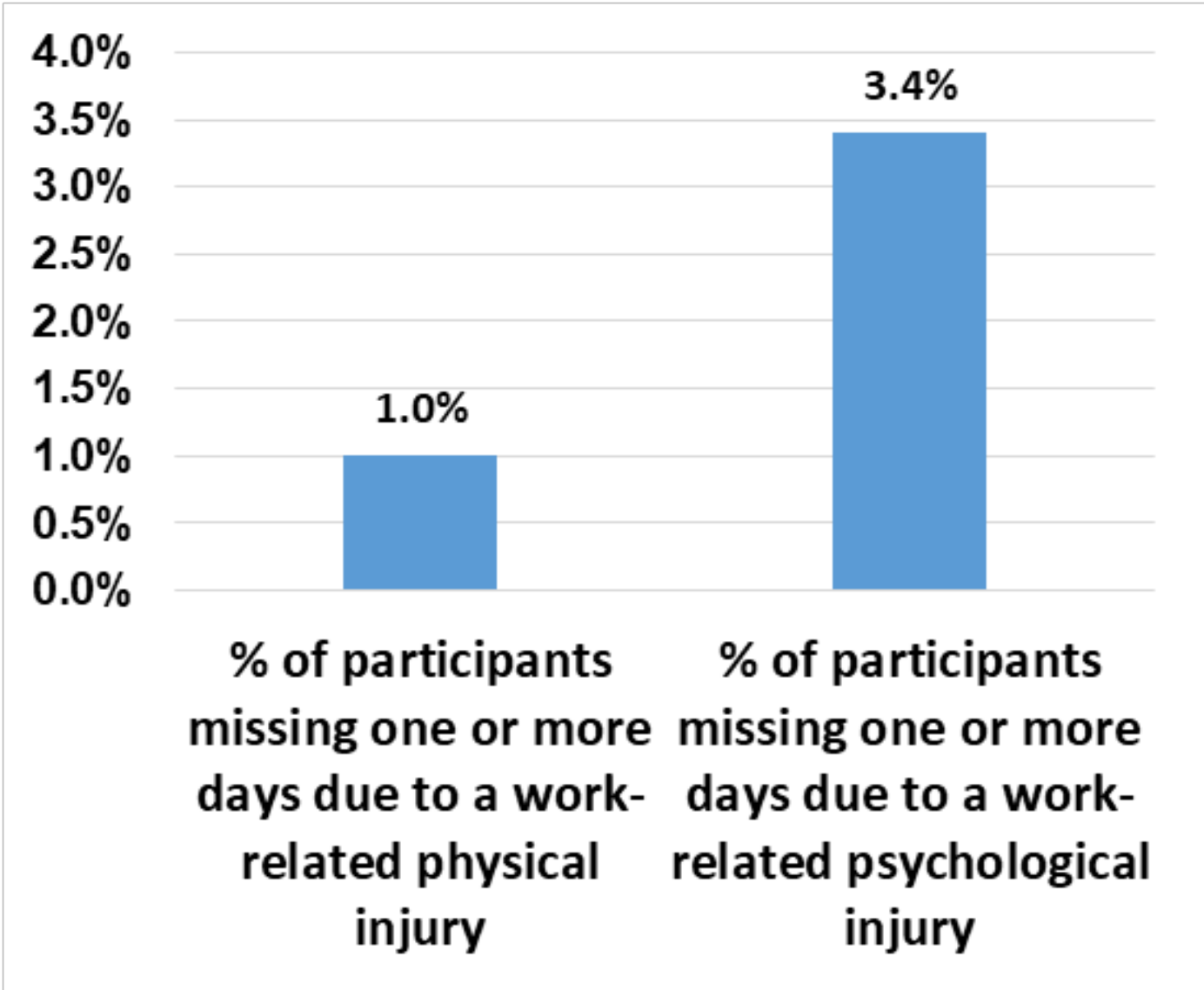
Change in Time-Loss Injury Rate, Average 2011-2013 Rate Compared to Average 2014- 2016 Rate (per 100) (AWCBC)

	Average 2011-2013 Rate	Average 2014-2016 Rate	Percentage Change
Alberta	1.41	1.27	-10%
British Columbia	2.32	2.23	-4%
Manitoba	3.24	3.02	-7%
New Brunswick	1.19	1.21	2%
Newfoundland and Labrador	1.84	1.72	-7%
Nova Scotia	2.00	1.92	-4%
NWT/Nunavut	2.24	2.13	-5%
Ontario	1.00	0.90	-10%
Prince Edward Island	1.28	1.38	8%
Quebec	1.87	1.78	-5%
Saskatchewan	2.76	2.13	-23%
Yukon	2.10	2.06	-2%



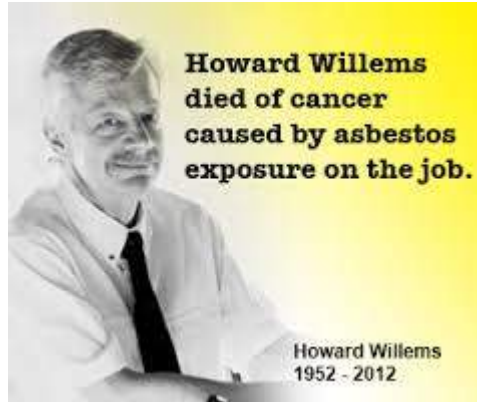
Number of Time Loss and Non-Time Loss Injuries Among Non-Residents of Saskatchewan (SK WCB)



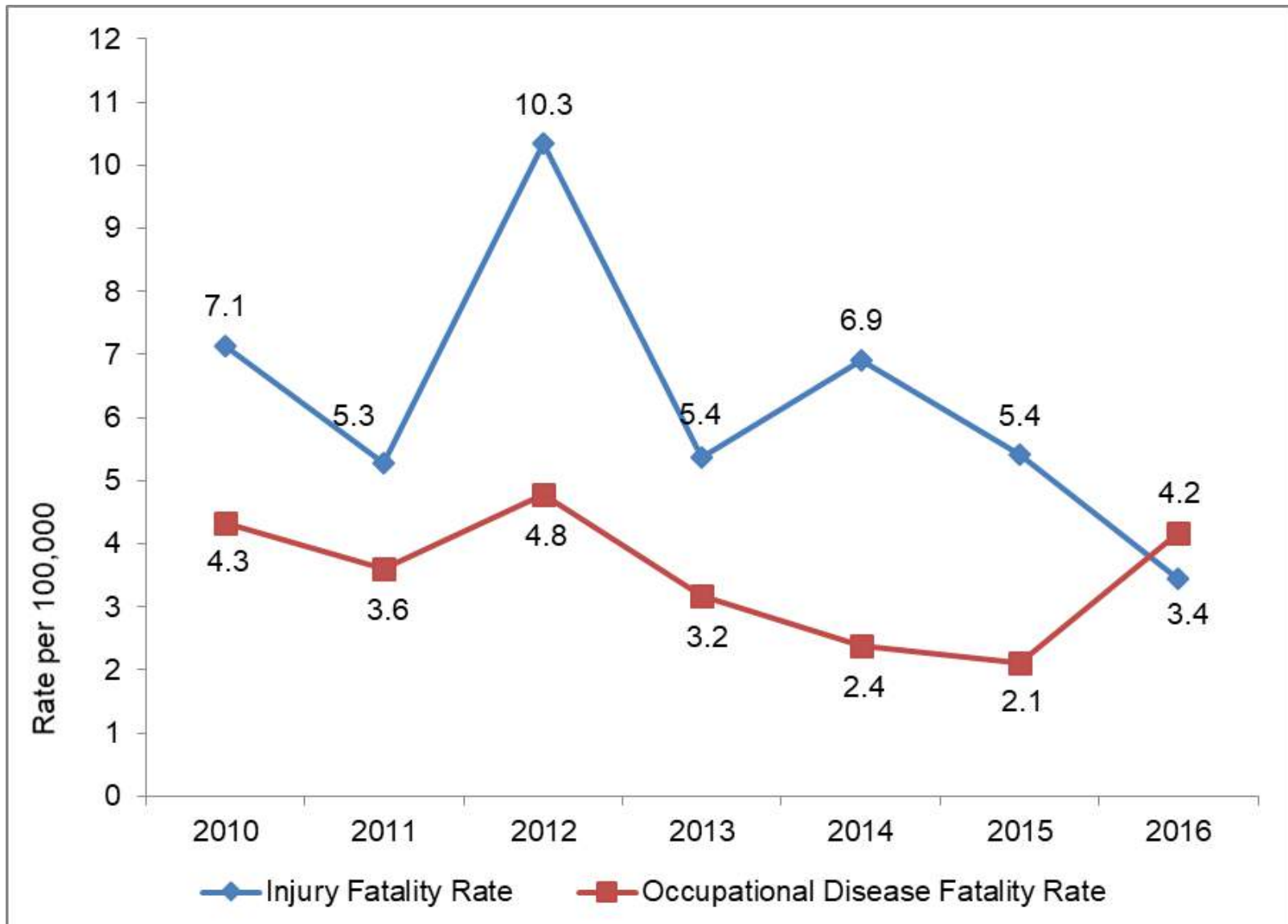
Lost-Time Physical Days vs. Lost-Time Psychological Injury Days (N=12,500 SK Employees)



Some of the Workers Who Have Died as a Result of their Work in Saskatchewan Since 2009



Occupational Disease and Injury-Related Fatality Rates in Saskatchewan (AWCBC)



Percentage Change in Injury Fatality Rate, 2011-2013 Average Rate Compared to 2014-2016 Average Rate (per 100,000) (AWCBC)

	Average 2011-2013 Rate	Average 2014-2016 Rate	Percentage Change
Alberta	4.1	3.4	-17%
British Columbia	3.0	2.7	-10%
Manitoba	1.6	0.7	-58%
New Brunswick	1.7	3.1	83%
Newfoundland and Labrador	2.7	3.6	32%
Nova Scotia	2.5	2.1	-16%
NWT/Nunavut	21.5	6.3	-70%
Ontario	1.5	1.2	-22%
Prince Edward Island	1.9	1.0	-50%
Quebec	1.9	1.8	-2%
Saskatchewan	7.0	5.3	-25%
Yukon	5.9	7.7	31%

Percentage Change in Injury Fatality Rate, 2011-2013 Average Rate Compared to 2014-2016 Average Rate (per 100,000) (AWCBC)

	Average 2011-2013 Rate	Average 2014-2016 Rate	Percentage Change
Alberta	3.5	3.6	3%
British Columbia	3.5	3.8	9%
Manitoba	4.2	2.7	-35%
New Brunswick	1.8	2.1	17%
Newfoundland and Labrador	11.5	6.7	-42%
Nova Scotia	4.4	5.3	21%
NWT/Nunavut	0.8	0.8	-2%
Ontario	3.8	3.6	-5%
Prince Edward Island*	0.0	1.0	-
Quebec	3.6	3.3	-8%
Saskatchewan	3.9	2.9	-25%
Yukon	4.5	4.6	2%

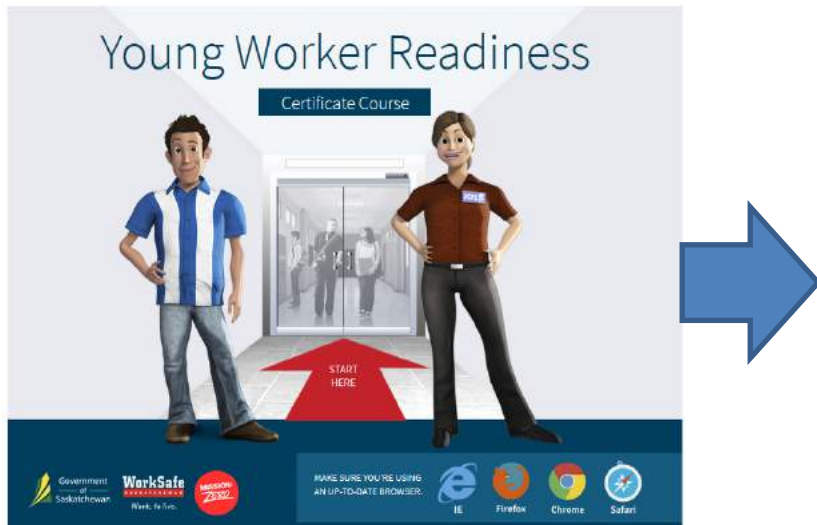
* PEI had no recorded occupational disease-related fatalities between 2011 and 2013.

Average Number of Fatalities per Year by Cause 2002-2008 vs. 2009-2016 (SK WCB)

Type	2002-2008	2009-2016	Change
Occ. Disease	12.1	12.8	+0.7
MVA/Aircraft	8.7	7.5	-1.2
Traumatic	9.3	9.1	-0.2
Heart Attack	3.0	5.5	+2.5
Other	1.9	4.3	+2.4

Beliefs about Occupational Injuries Among Young People in Saskatchewan

What Do Young People think about Occupational Injuries in Saskatchewan?



24,402 Responses
Since 2015

Young Worker Readiness Certificate Course

You are invited to complete this 30 second voluntary survey about safety in Saskatchewan. Your confidential responses will be used by a researcher at the University of Regina. For more information about the research, please click here.

1. Please respond to the following statements

	Strongly Disagree	Disagree	Neither Agree nor Disagree	Agree	Strongly Agree
My family considers safety before beginning a task/chores at home	<input type="radio"/>	<input type="radio"/>	<input type="radio"/>	<input type="radio"/>	<input type="radio"/>
My family uses protective equipment (e.g., safety glasses, bike helmet) to prevent injuries	<input type="radio"/>	<input type="radio"/>	<input type="radio"/>	<input type="radio"/>	<input type="radio"/>
My parent(s) frequently text on their phone while they are driving	<input type="radio"/>	<input type="radio"/>	<input type="radio"/>	<input type="radio"/>	<input type="radio"/>
I believe you have to get hurt to learn	<input type="radio"/>	<input type="radio"/>	<input type="radio"/>	<input type="radio"/>	<input type="radio"/>
I believe small injuries teach lessons	<input type="radio"/>	<input type="radio"/>	<input type="radio"/>	<input type="radio"/>	<input type="radio"/>
I believe workplace injuries are a normal part of life in Saskatchewan	<input type="radio"/>	<input type="radio"/>	<input type="radio"/>	<input type="radio"/>	<input type="radio"/>

2. I am ...

Female

Male

3. I am taking the Young Worker Readiness Certificate Course...

at home

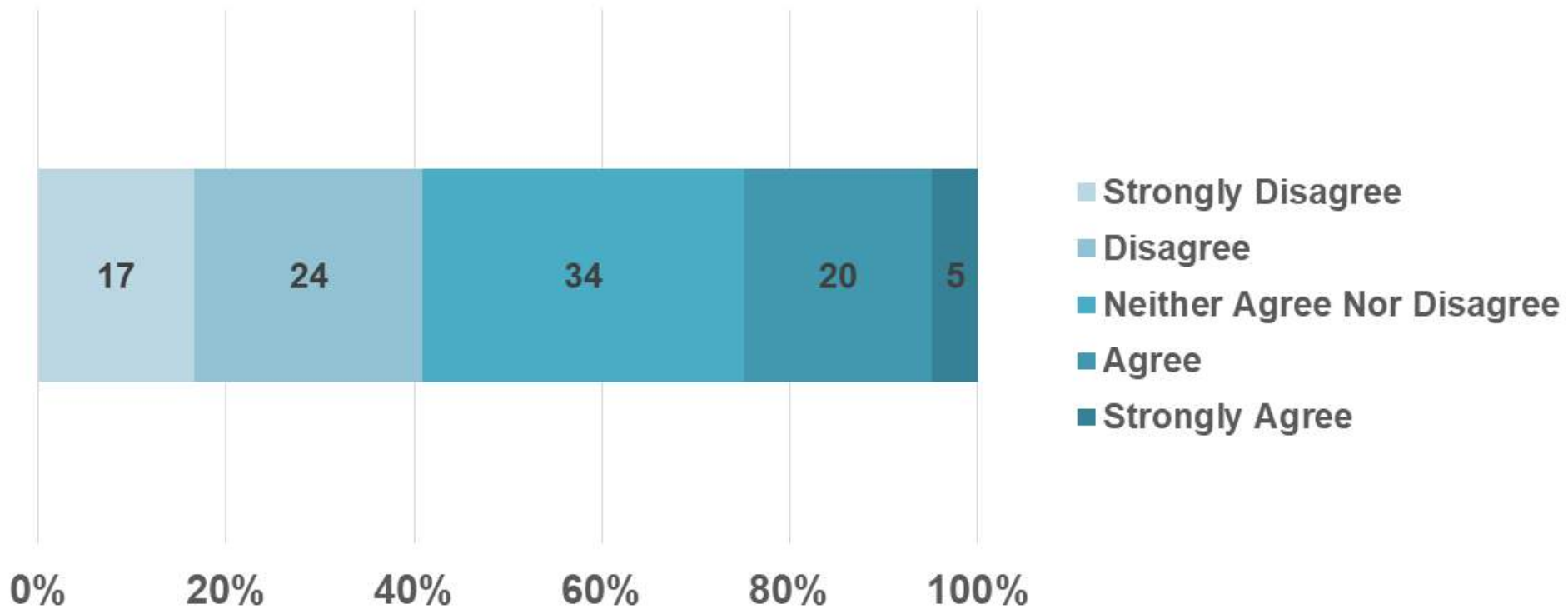
at school

at work

4. The first three digits of my postal code are:

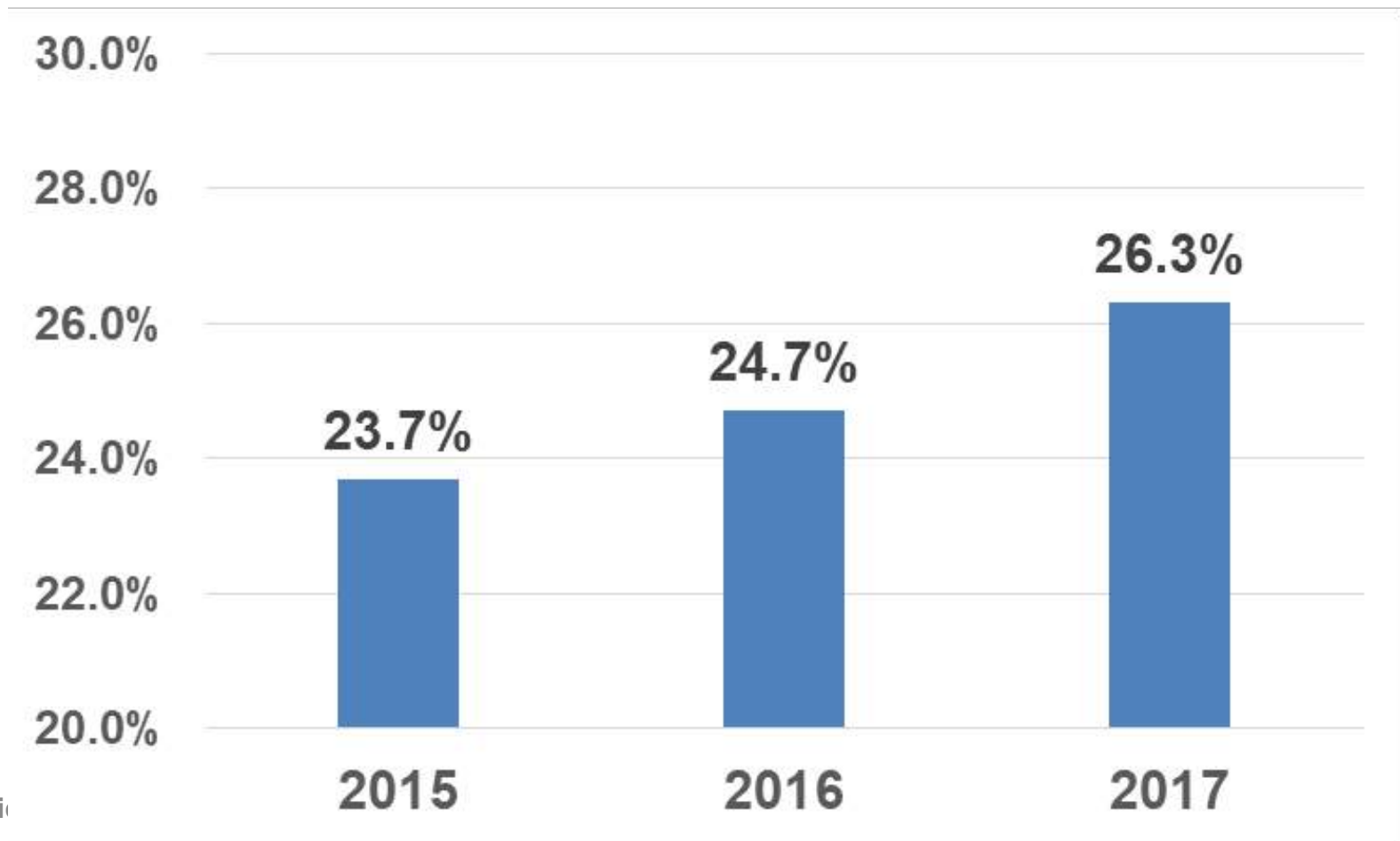
Done

“I believe workplace injuries are a normal part of life in Saskatchewan” (N = 24,402)



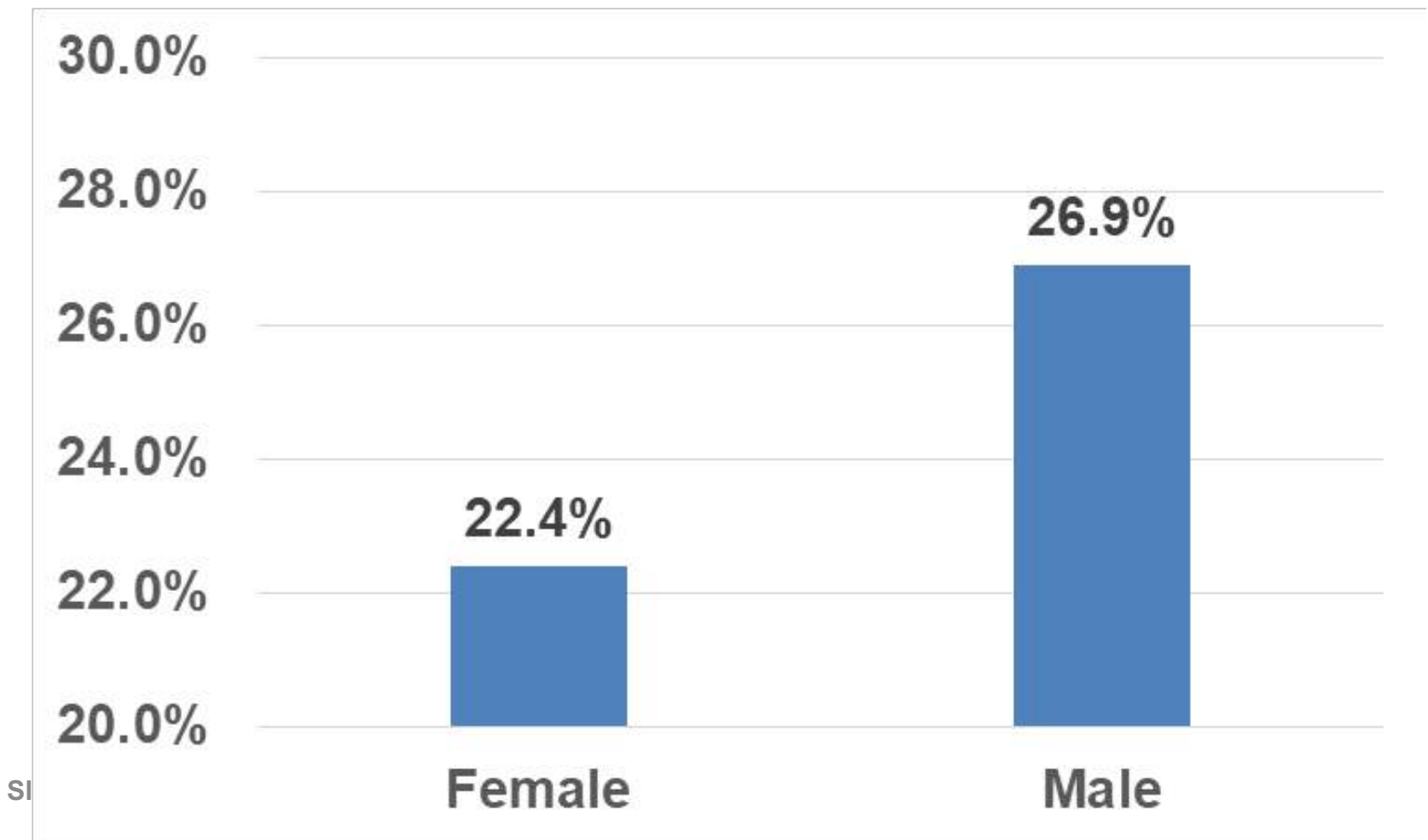
“I believe workplace injuries are a normal part of life in Saskatchewan”

% Responding “Agree” and “Strongly Agree” By Year



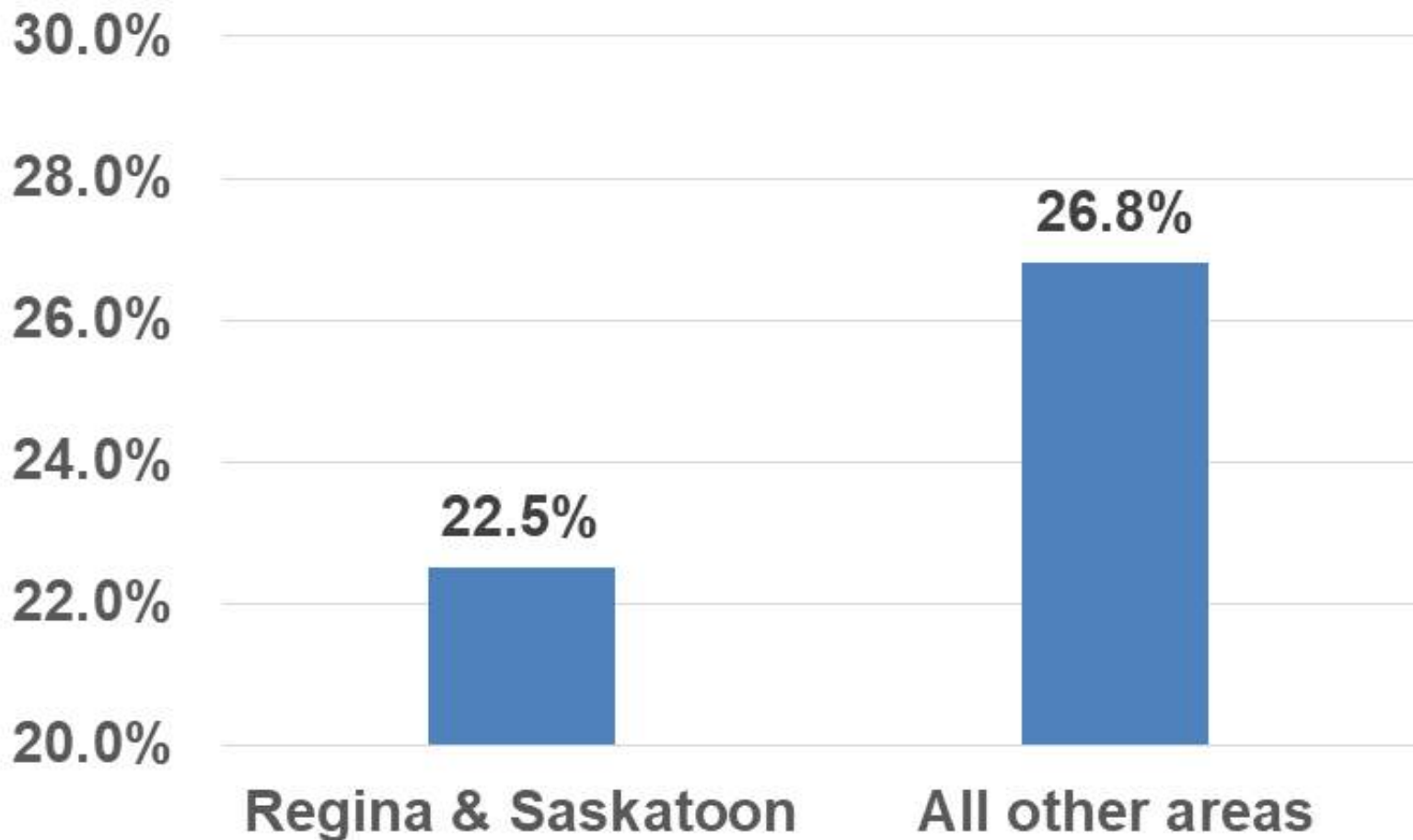
“I believe workplace injuries are a normal part of life in Saskatchewan”

% Responding “Agree” and “Strongly Agree” By Gender



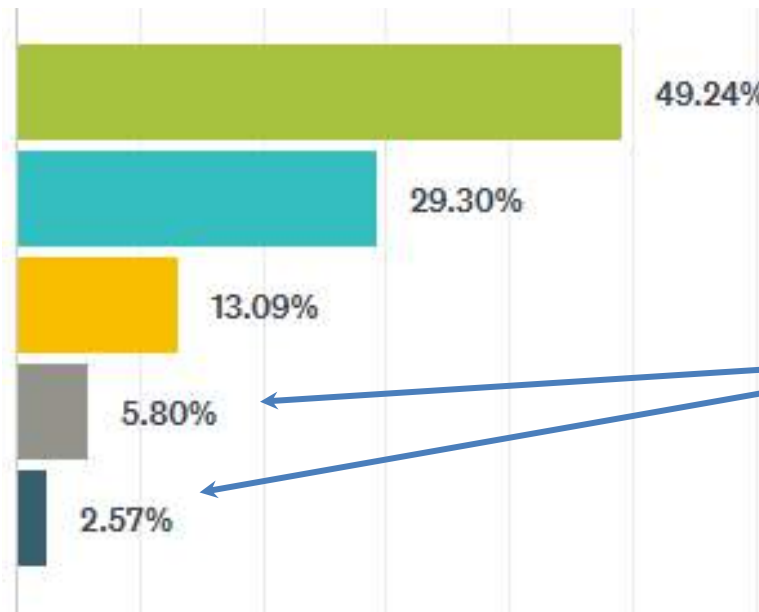
“I believe workplace injuries are a normal part of life in Saskatchewan”

% Responding “Agree” and “Strongly Agree” By Region



Parental Texting While Driving

**My parent(s)
frequently text on
their phone while
they are driving”**



**8.4%
Total**



Primary Injury Prevention Organizations in Saskatchewan

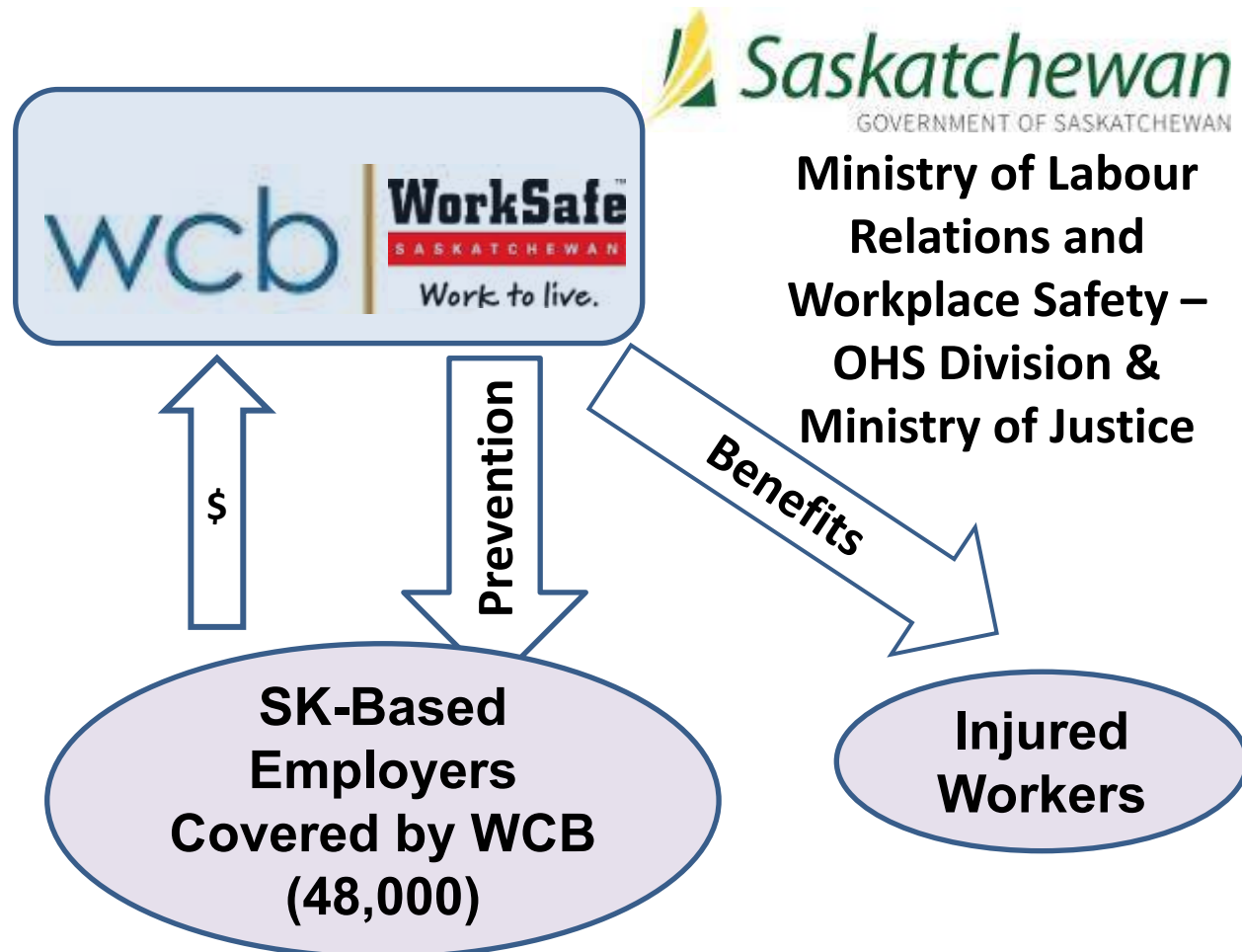
Occupational Safety Sector in Saskatchewan



**SK-Based
Employers
Covered by WCB
(~48,000)**

**Injured
Workers**


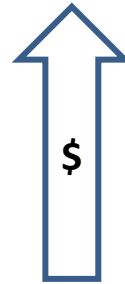
Occupational Safety Sector in Saskatchewan



Occupational Safety Sector in Saskatchewan



Ministry of Labour
Relations and
Workplace Safety –
OHS Division



SK-Based
Employers
Covered by WCB
(48,000)

Injured
Workers

Occupational Safety Sector in Saskatchewan



Ministry of Justice



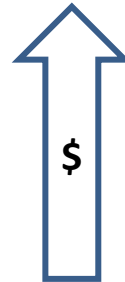
SK-Based
Employers
Covered by WCB
(48,000)

Injured
Workers

Occupational Safety Sector in Saskatchewan



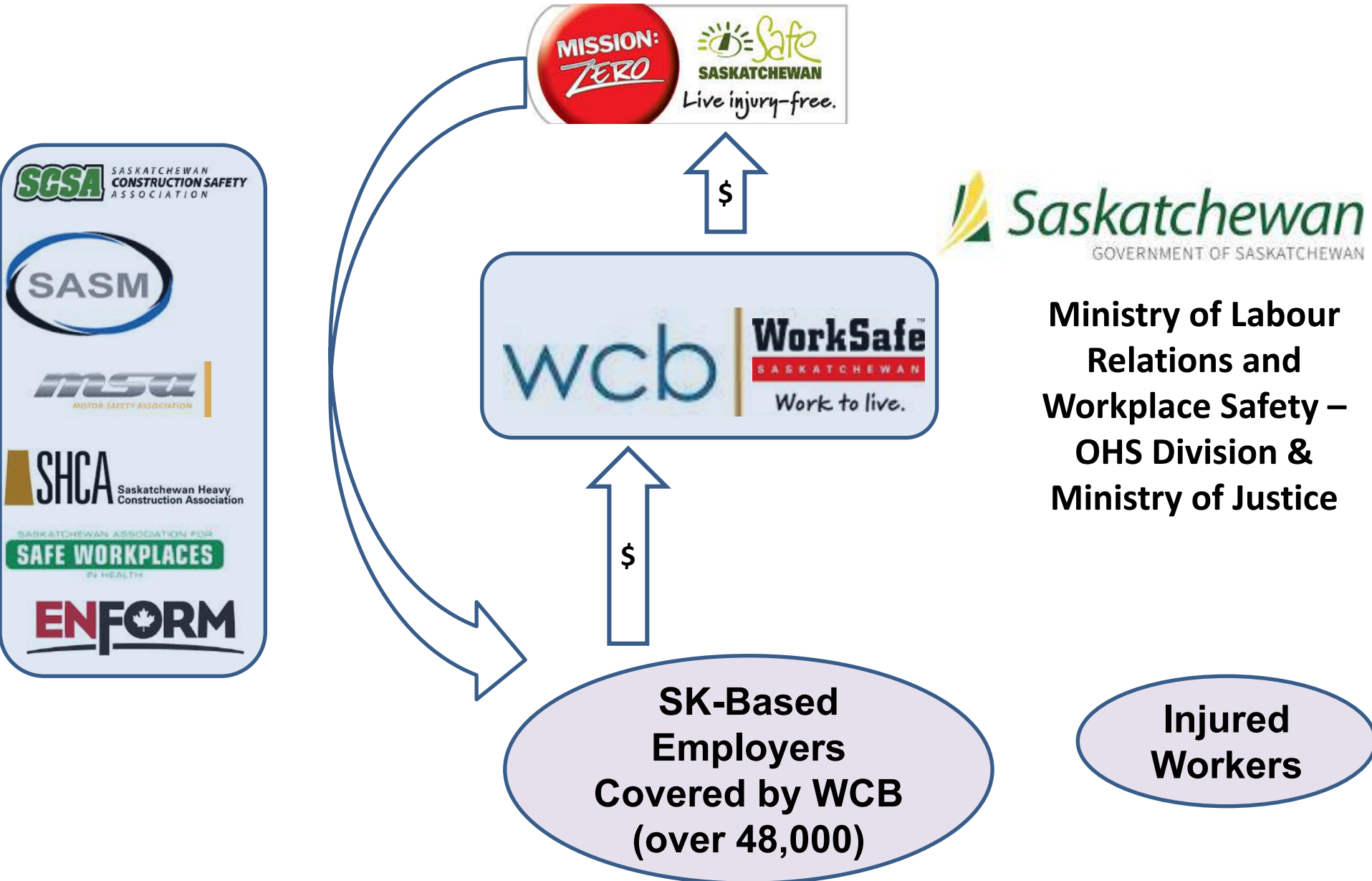
Ministry of Labour
Relations and
Workplace Safety –
OHS Division &
Ministry of Justice



SK-Based
Employers
Covered by WCB
(48,000)

Injured
Workers

Occupational Safety Sector in Saskatchewan



Other OHS Stakeholders (not an exhaustive list)



We create awareness about asbestos through outreach,
research, and advocacy.

Building Occupational Health and Safety Research Capacity in Saskatchewan

Funding Opportunities

- SK WCB and WorkSafeBC
- SHRF
- NSERC
- CIHR
- SSHRC (not funding health-related research)
- Safety Associations
- Industry Associations
- Others

Looking Ahead – Developing Research Capacity at WorkSafe Saskatchewan

- Setting research priorities
- Data sharing agreements
- Applied research focused on Saskatchewan priorities
- More to come!

Sean Tucker, PhD
sean.tucker@uregina.ca

